




Thanksgiving Learning Pack












Cut out the turkey and help him
find his feathers!

Cut the feathers and glue
or tape onto the back of
the turkey!


You can also laminate
the turkey (or tape onto
cardboard) and use
clothespins as feathers







Count & match the number of feathers











Thanksgiving shadow matching





Count & circle the right number



1 5 3



2 4 3







3 6 4





1 3 2

Count the trees



Make the corn kernels colorful!



Add a pie crust!

